

Cryptography: Secrets, Secrets, Secrets

Worksheets



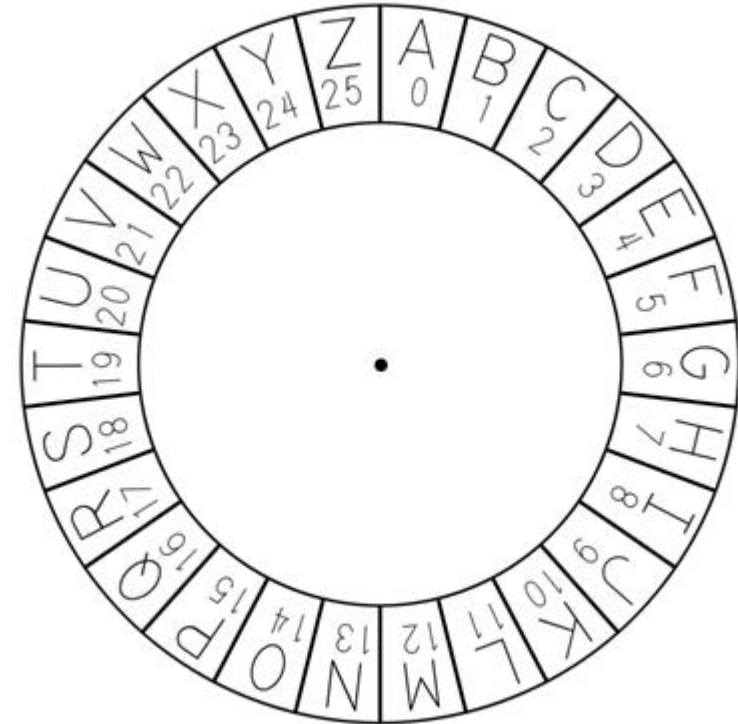
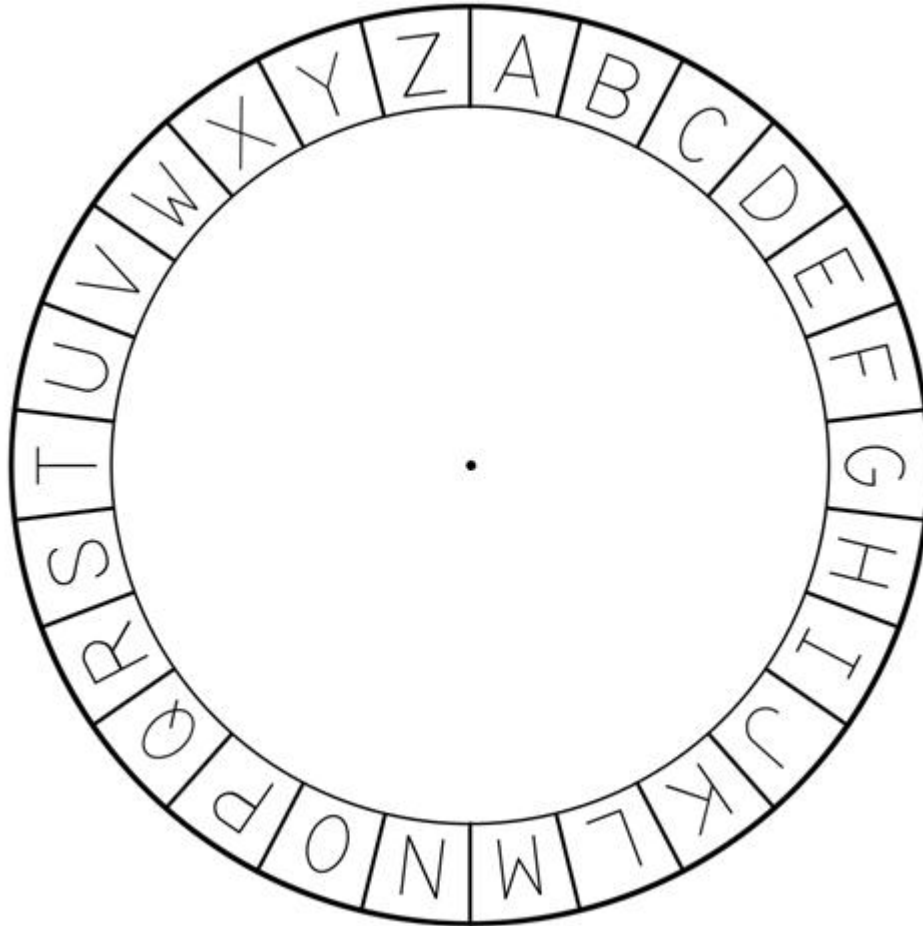
These worksheets should be used to complement the activities in the Cryptography: Secrets, Secrets, Secrets workshop .



Cryptography: Secrets, Secrets, Secrets

Activity U1

Try your hand at using the Roman Caesar cipher, begin by cutting out both wheels below. Fit them together with a split pin.



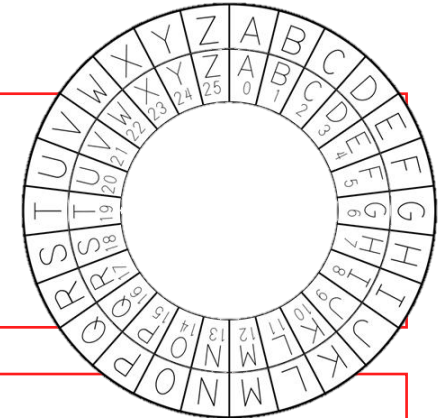
Cryptography: Secrets, Secrets, Secrets

Activity U1

Try your hand at using the Roman Caesar cipher. Using the cipher wheel provided, work out each letter of your name or message. Don't forget to include the shift key!

SHIFT

YOUR NAME



SHIFT

SECRET MESSAGE

SHIFT

DECODING OF YOUR SECRET MESSAGE




Cryptography: Secrets, Secrets, Secrets

Activity U2

Try your hand at Viking cipher runes by using the grid below to identify the number of branches you need on each side of your branch runes.

	1	2	3	4	5	6	7	8	9
3	A	B	C	D	E	F	G	H	I
2	J	K	L	M	N	O	P	Q	R
1	S	T	U	V	W	X	Y	Z	



YOUR NAME

SECRET MESSAGE

DECODING OF YOUR SECRET MESSAGE



DIGITAL SCHOOLHOUSE
together with



Cryptography: Secrets, Secrets, Secrets

Activity U3

Try your hand at the Pigpen cipher using the grid below.

ABC	DEF	GHI
JKL	MNO	PQR
STU	VWX	YZ

YOUR NAME

SECRET MESSAGE

DECODING OF YOUR SECRET MESSAGE



